

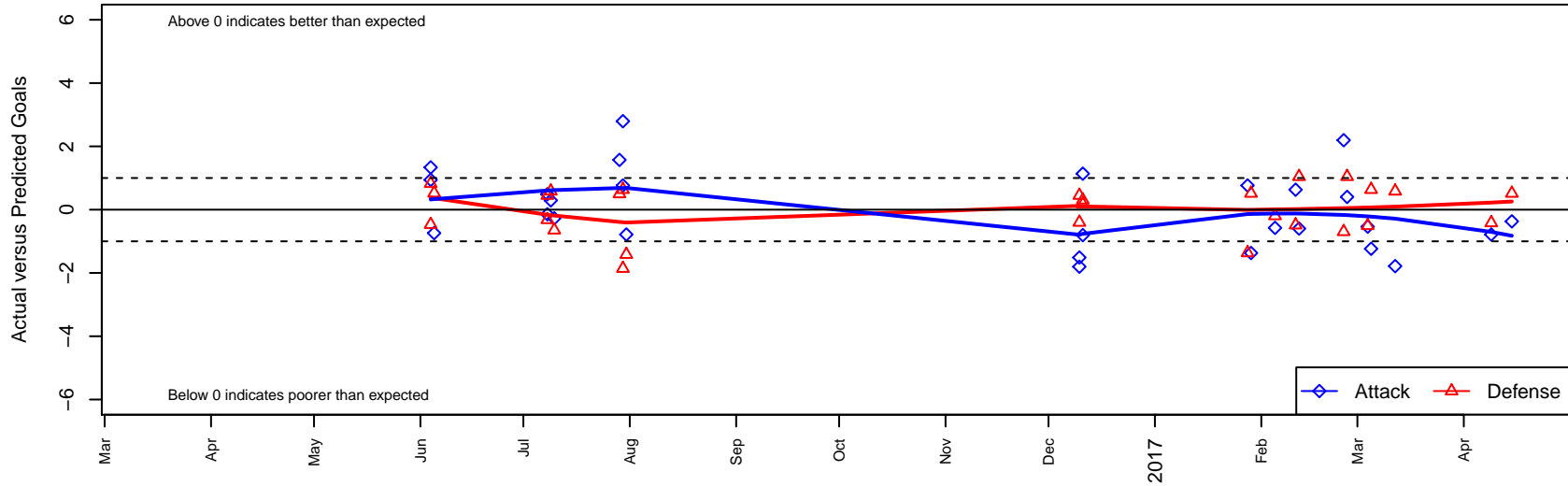
Crossfire OR Blue I G01

Crossfire Oregon
 Tigard, OR
 G01 total strength=1752
 attack=22.6 defense=32.55
 spr league = Win OYS G01 Premier

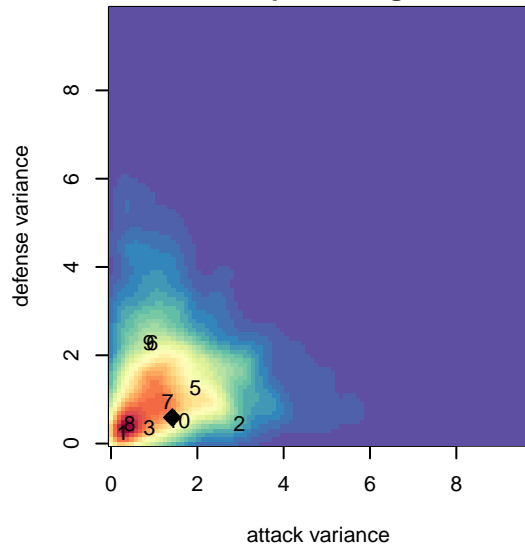
alt names used:

Venues played:
 2016 Showcase of Champions U16/15 Platinun
 2016 PCU Summer Classic U15-U16 Gold
 2016 Mt Hood Challenge U16 Premier
 2016 Timbers Winter Showcase 2001 Showcas
 2016 Win OYS G01 Premier
 2016 OYS State Cup G01

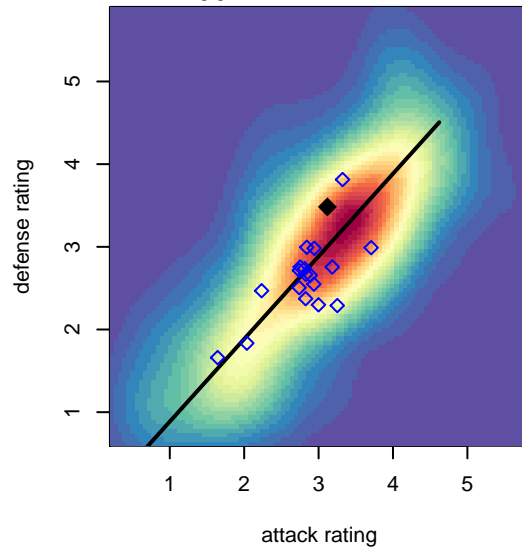
Crossfire OR Blue I G01
 Dots are actual minus expected GF (blue circles) and GA (red triangles).
 Blue line is smoothed change in attack strength. Red is smoothed change in defense strength.



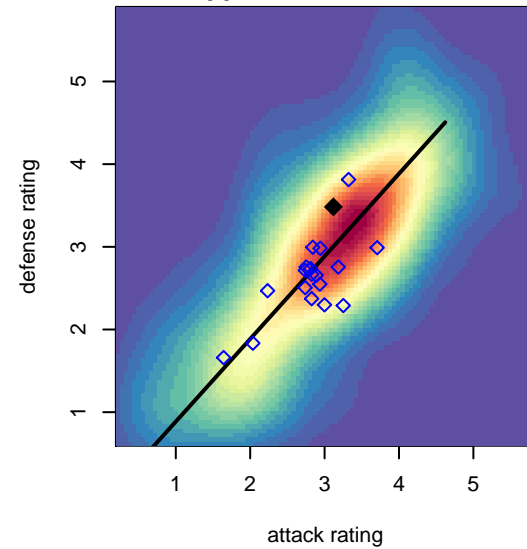
**attack and defense variance (black dot)
relative to other teams
and top 10 in region**



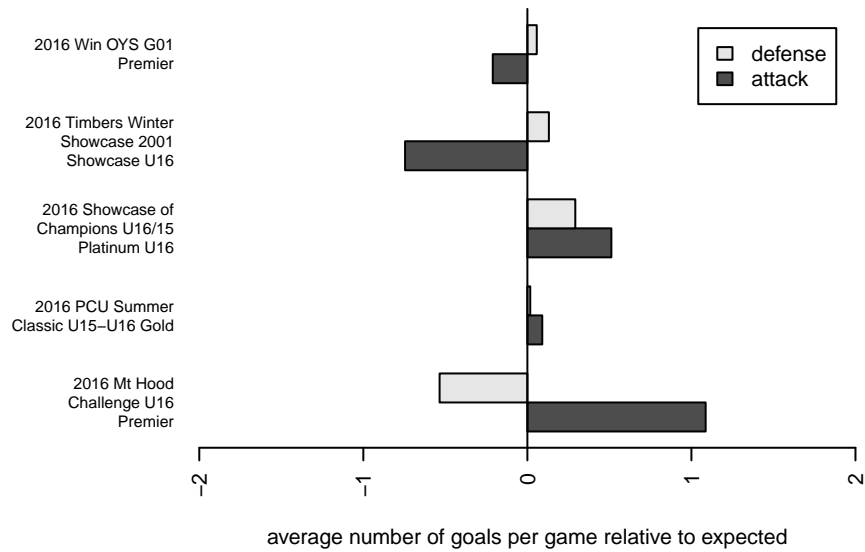
**attack and defense rating
relative to others at age
and all opponents in last 13 months**



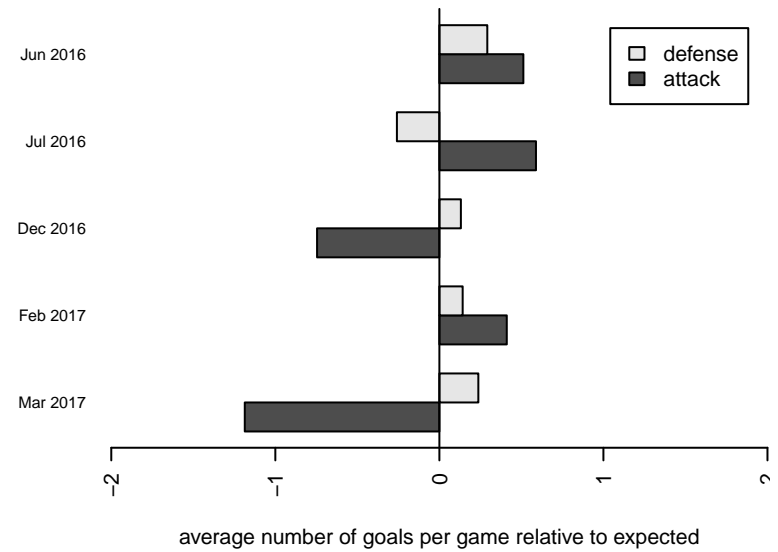
**attack and defense rating
relative to others at age
and all opponents in last 13 months**



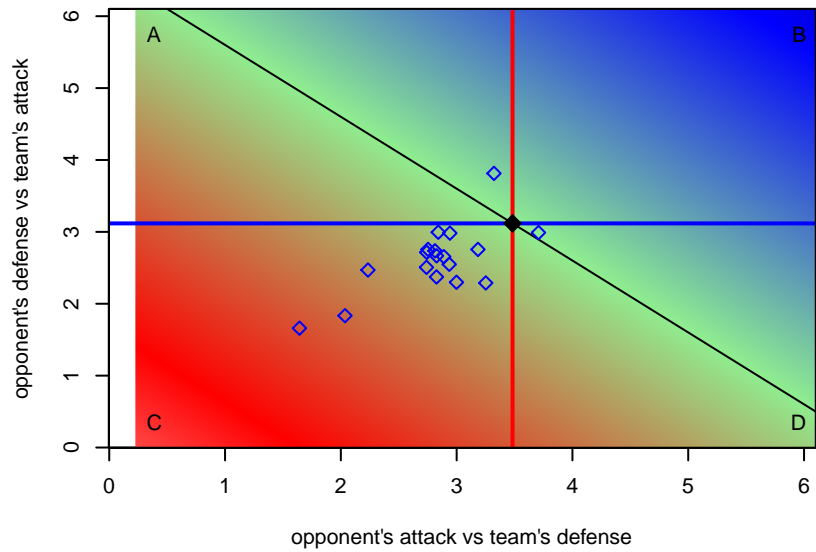
Performance relative to 13 month average



Performance relative to 13 month average



Distribution of opponents
 Red = Lose zone, Blue = Win zone, Green = Even
 Black line separates win/lose zones



lot. A=Neither has attack advantage, B=Opponent has both attack and defense advantage, C=Opponent has both attack and defense disadvantage, D=Both have

date	home		away		venue	pred.home	pred.aw
'-04-15	Crossfire OR Blue I G01	1	FC Portland Navy G01	0	2016 OYS State Cup G01	1.37	0.51
'-04-09	ETFC Cypress Black G01	1	Crossfire OR Blue I G01	1	2016 OYS State Cup G01	0.58	1.78
'-03-12	ETFC Cypress Black G01	0	Crossfire OR Blue I G01	0	2016 Win OYS G01 Premier	0.58	1.78
'-03-05	Washington Timbers Red 1 G01	0	Crossfire OR Blue I G01	0	2016 Win OYS G01 Premier	0.64	1.24
'-03-04	Crossfire OR Blue I G01	1	Bend FC Timbers Red G01	1	2016 Win OYS G01 Premier	1.54	0.49
'-02-26	Capital FC Timbers Red G01	0	Crossfire OR Blue I G01	1	2016 Win OYS G01 Premier	1.04	0.60
'-02-25	Crossfire OR Blue I G01	6	Eastside Timbers Red G01	1	2016 Win OYS G01 Premier	3.81	0.30
'-02-12	Crossfire OR Blue I G01	0	Capital FC Timbers Red G01	0	2016 Win OYS G01 Premier	0.60	1.04
'-02-11	FC Portland Navy G01	1	Crossfire OR Blue I G01	2	2016 Win OYS G01 Premier	0.51	1.37
'-02-05	Rogue Valley Timbers Red G01	1	Crossfire OR Blue I G01	1	2016 Win OYS G01 Premier	0.81	1.58
'-01-29	Crossfire OR Blue I G01	0	FC Portland Navy G01	0	2016 Win OYS G01 Premier	1.37	0.51
'-01-28	Crossfire OR Blue I G01	2	Washington Timbers Red 1 G01	2	2016 Win OYS G01 Premier	1.24	0.64
i-12-11	Crossfire OR Blue I G01	3	Eastside Timbers Red G01	0	2016 Timbers Winter Showcase 2001 Showca	3.81	0.30
i-12-11	Crossfire OR Blue I G01	6	Steamboat Springs G01	0	2016 Timbers Winter Showcase 2001 Showca	4.86	0.17
i-12-10	Pacific FC Ice G01	1	Crossfire OR Blue I G01	1	2016 Timbers Winter Showcase 2001 Showca	0.60	2.80
i-12-10	Crossfire OR Blue I G01	1	PCU Red 1 G01	0	2016 Timbers Winter Showcase 2001 Showca	2.51	0.45
i-07-31	ETFC Cypress Black G01	2	Crossfire OR Blue I G01	1	2016 Mt Hood Challenge U16 Premier	0.58	1.78
i-07-30	Washington Timbers Red 1 G01	0	Crossfire OR Blue I G01	2	2016 Mt Hood Challenge U16 Premier	0.64	1.24
i-07-30	Crossfire OR Blue I G01	4	Richmond FC G01	3	2016 Mt Hood Challenge U16 Premier	1.20	1.14
i-07-29	Crossfire OR Blue I G01	4	Kitsap Alliance Red G01	0	2016 Mt Hood Challenge U16 Premier	2.43	0.50
i-07-10	Crossfire OR CUSC Red Power Rays G01	1	Crossfire OR Blue I G01	2	2016 PCU Summer Classic U15-U16 Gold	0.35	2.27
i-07-09	CSC Storm G01	0	Crossfire OR Blue I G01	2	2016 PCU Summer Classic U15-U16 Gold	0.58	1.71
i-07-08	HSC GPS Oregon G02	1	Crossfire OR Blue I G01	2	2016 PCU Summer Classic U15-U16 Gold	0.68	2.15
i-07-08	PCU Red 1 G01	0	Crossfire OR Blue I G01	3	2016 PCU Summer Classic U15-U16 Gold	0.45	2.51
i-06-05	Crossfire OR Blue I G01	1	Crossfire Premier B G01	0	2016 Showcase of Champions U16/15 Platin	1.74	0.52
i-06-04	Crossfire OR Blue I G01	4	MT Rush Blue G01	0	2016 Showcase of Champions U16/15 Platin	2.66	0.82
i-06-04	Crossfire OR Blue I G01	3	NW United Black G00	1	2016 Showcase of Champions U16/15 Platin	2.06	0.53